

Washington County



Population: 132,661
 Number of Households: 51,864
 Persons per Household: 2.51
 Median Household Income: \$66,476



29.6% of Washington County households have a high housing cost burden and spend more than 30% of their income on housing.²

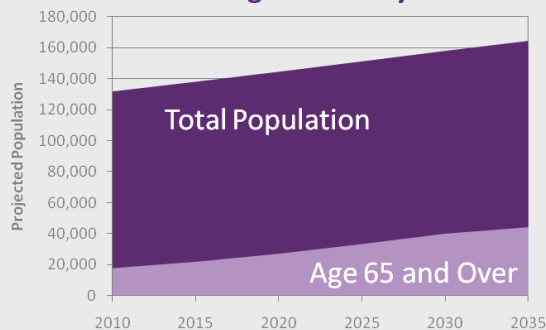


FoodShare participation in Washington County has increased nearly 300% in the last 10 years.

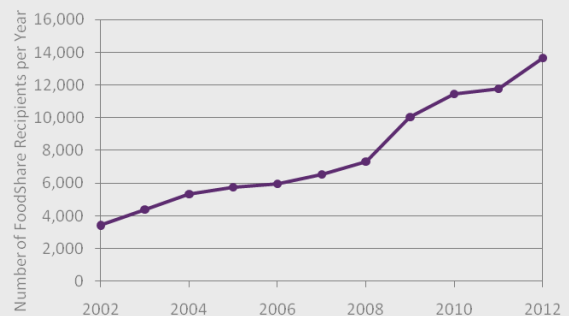
In 2012, there were 13,645 FoodShare recipients in Washington County.

Washington County's population is projected to increase about 25% from 2010 to 2035. The proportion of residents over the age of 65 is also expected to increase. In 2010, 13.5% of the county's residents were 65 years of age or older. By 2035, it is estimated that approximately 26.8% of the county's residents will be 65 years of age or older.

Projected Population Growth in Washington County¹



FoodShare Participation in Washington County³



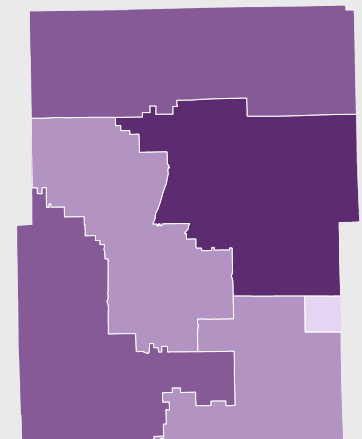
Students from families with an annual household income at or below 185% of the federal poverty line are eligible to receive free or reduced price lunch.

Many students in Washington County that attend public schools receive free or reduced price lunch. For example, 34.2% of students in the West Bend School District are eligible to receive free or reduced price lunch.⁴

The map to the right shows the percentage of students eligible to receive free or reduced price lunch in school districts serving Washington County (some school districts cross county lines).

Percent of Students Eligible for Free or Reduced Lunch

- Under 10%
- 10 to 20%
- 20 to 30%
- Over 30%



*Population, Household, and Income data from US Census Bureau, Washington County QuickFacts (2012)

¹Southeastern Wisconsin Regional Planning Commission, The Population of Southeastern Wisconsin (April 2013)

²Southeastern Wisconsin Regional Planning Commission, A Regional Housing Plan for Southeastern Wisconsin: 2035 (March 2013)

³Wisconsin Department of Health Services, FoodShare Unduplicated Recipients Served by Agency by Calendar Year (2002 to 2012)

⁴Wisconsin Department of Public Instruction, October 2012 Enrollment and Participation Report